

# Community Scavenger Hunt


**How much do you really know about the place  
where you live?**

Every community is unique and has a story to tell. This scavenger hunt will give you and your family some fun ways to explore the different parts of your community that make it special.

Each item asks that you do something or find something in your community or neighborhood. There are many ways to get the information you need. Be as creative as you would like and be respectful of nature, people, and property while you are having fun with this scavenger hunt!

**This event is sponsored by the following community  
organizations**





- 1. Find a map of your town or state that shows the location of your community. Print and paste or draw a simple map.**



**2. Search for 10 leaves from 10 different trees found in your community.**




**3. Explore the buildings in your community by creating crayon rubbings of the different building materials found in your neighborhood.**



**4. Visit a local bakery or a place that sells locally grown food and get a napkin, receipt or take a picture to show you stopped by.**






**5. Draw pictures of four different animals that you have seen from the widows of your home.**




**6. Collect a flyer or sign for a community event or print the advertisement from the internet.**



**7. Visit one of the locally owned businesses in your community and be creative to show that you were there.**






**8. Draw a picture or find something that shows your community's main industry.**



**9. Draw or take a picture of a place where people go to have fun.**



**10. Free choice: choose a creative way to show something special about your community.**




**11. Assemble a list of local farms or farmers in your area and some of the items that they produce.**



**12. Write out a recipe or take a picture of a food dish using an ingredient that is produced in your community.**







**13. Sketch a picture of a community park or playground and your favorite part of it.**




**14. Interview someone that has just moved to town or a member of your community. Find out what they like the most.**



**15. Find two buildings in your community that have all been built in different years. Draw pictures of each or take a picture of each, print, and put them on this page.**




**16. Make a crayon rubbing, or an illustration of a decorative element found on any building in your community.**



**17. Research the history of your community by locating a historic marker and make a crayon rubbing of the sign, or write a sentence about why it is historical.**






**18. Listen to the sounds of your community and make a list of the loudest and quietest sounds in your neighborhood.**



**19. Find out where your community's water comes from and then illustrate the source.**



**20. Look for something that shows what your town is known for. It may be a historic event, museum, an interesting building, tourist attraction, or something else. Be creative in representing this item here.**